

# Vax Housing Finance Corp. Ltd.

**Vax Housing Finance Corp. Ltd. | BSE Code: 531650 | Market Data as on Date: 25 Sep 2017**

Current Price (₹)	3.71	Market Cap (₹ Crores)	4.45	Book Value (₹)	35.59
52 Week High (₹)	11.49	Shares Outstanding	1,20,03,200	P/B Ratio	0.10
52 Week Low (₹)	3.71	Beta - Sensex	0.98	Earnings Per Share (₹)	0.02
Face Value per Share (₹)	10.00	Dividend Yield (%)	-	P/E Ratio	185.50

### Company Info:

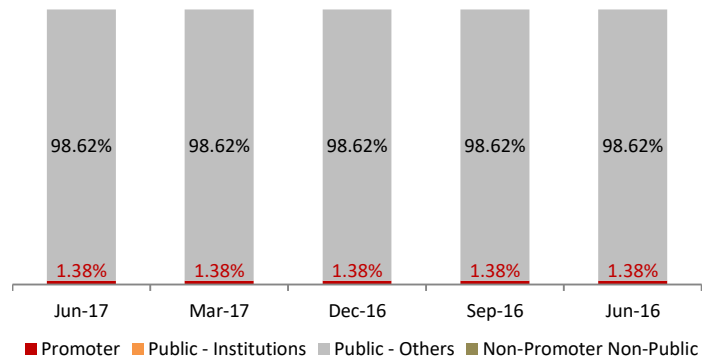
Vax Finance Limited (VFL) was incorporated as a public limited company on Sept.'94. It was promoted by Vijaysingh Rathore, Kailash Gupta & Suryakant Vitlani. The Company is presently engaged in the business of investment and trading in shares and securities. The Company now proposes to expand its present activities and undertake certain new activities such as leasing, hire purchase, bill discounting etc. and to carry on the business of investment advisors and project consultancy services. In Feb.'96, the Company came out with a public issue of Rs. 2.40 cr. to part finance the company's business of asset finance and bill discounting. During the year 1997-98 the Company's name was changed from Vax Finance Limited to Vax Housing Finance Corporation Limited.

### Peer Comparison

	Vax Housing	Sindhu Trade	White Hall
Sales	-	206.41	-
PAT	-	14.72	(0.05)
Equity	12.00	51.40	0.25
EPS	0.04	2.86	(2.05)
OPM %	-	12.34	(1,275.00)
NPM %	-	7.13	(1,275.00)

\* Peers are grouped according to sector and market cap

### Shareholding Pattern



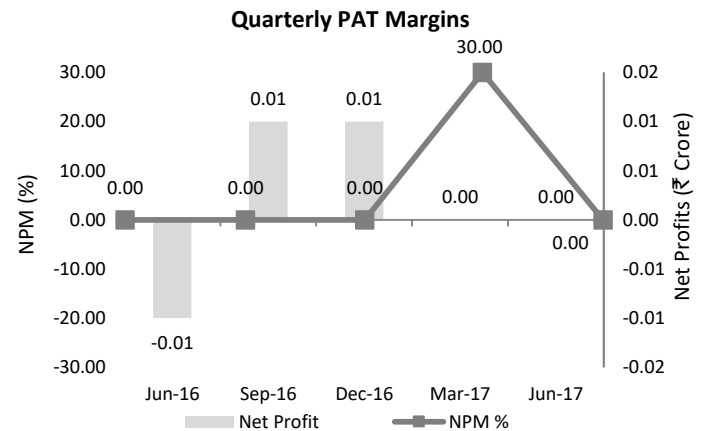
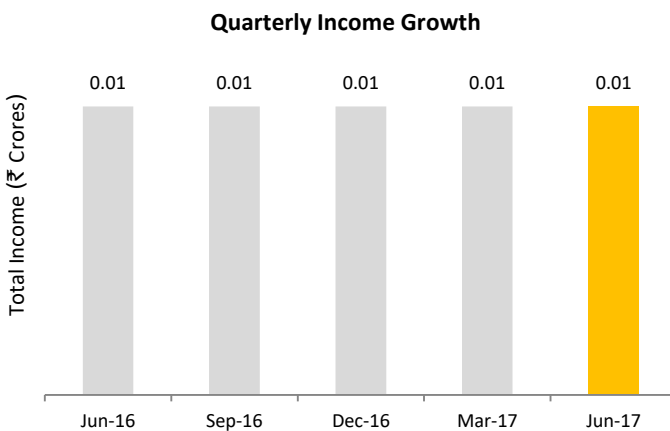
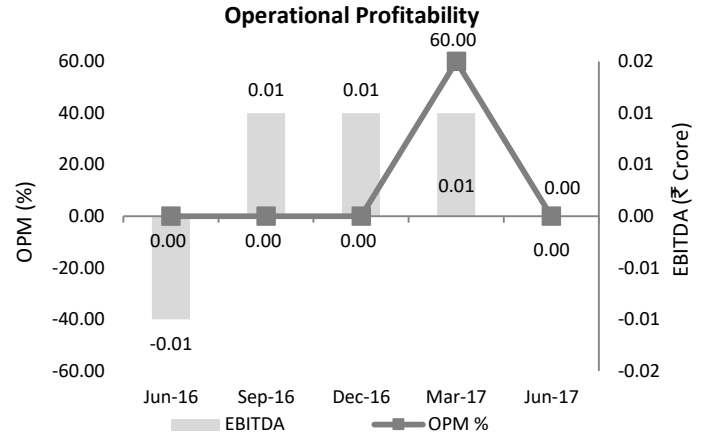
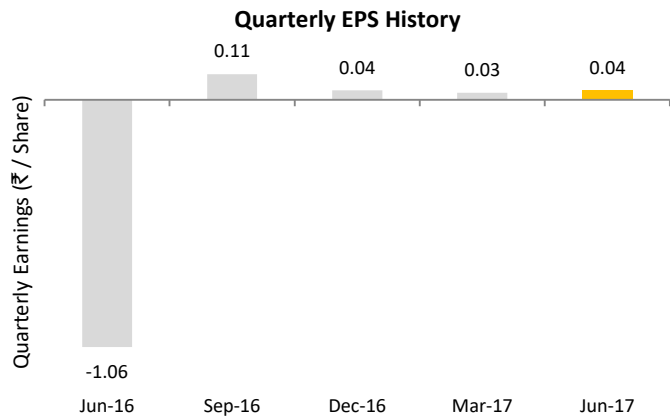
### Quarterly Review - Jun 17:

The Company did not record any revenue during the current quarter as well as for the corresponding quarter last year. No profit earned during the current quarter.

### Quarterly Results:

#### Income Statement

	Figures in ₹ Crores							
	Jun-17	% of (1)	Jun-16	% of (1)	Mar-17	% of (1)	Dec-16	% of (1)
Revenue	-	-	-	-	0.01	-	-	-
Total Income	0.01	-	0.01	-	0.01	-	0.01	-
Expenditure	(0.01)	-	(0.02)	-	-	-	-	-
Interest	-	-	-	-	-	-	-	-
PBDT	-	-	(0.01)	-	0.01	100.00%	0.01	-
PBIDT	-	-	(0.01)	-	0.01	100.00%	0.01	-
Depreciation	-	-	-	-	-	-	-	-
PBT	-	-	(0.01)	-	0.01	100.00%	0.01	-
Tax	-	-	-	-	-	-	-	-
Net Profit	-	-	(0.01)	-	-	-	0.01	-

**Quarter on Quarter Changes:**


**DISCLOSURE:** THIS REPORT HAS BEEN SPONSORED BY BSE - INVESTOR PROTECTION FUND TRUST

**RESEARCH ANALYST:** WAHEED SHAIKH

**DISCLAIMER:** While SES has made every effort and has exercised due skill, care and diligence in compiling this report based on publicly available information, it neither guarantees its accuracy, completeness or usefulness, nor assumes any liability whatsoever for any consequence from its use. This report does not have any approval, express or implied, from any authority, nor is it required to have such approval. The users are strongly advised to exercise due diligence while using this report. This report in no manner constitutes an offer, solicitation or advice to buy or sell securities, nor solicits votes or proxies on behalf of any party. SES has no financial liability whatsoever, to the subscribers / users of this report. The report is released in India and SES has ensured that it is in accordance with Indian laws. Person resident outside India shall ensure that laws in their country are not violated while using this report; SES shall not be responsible for any such violation. This report should not be reproduced or redistributed or communicated directly or indirectly in any form to any other person - especially outside India or published or copied in whole or in part, for any purpose.

**ABOUT SES:** Stakeholders' Empowerment Services is a not for profit initiative of like-minded people with a vision to achieve a corporate governance state where all stakeholders are treated in just and fair manner. We believe that this journey can be possible only with active participation of all stakeholders. For more information please contact SES at +91 22 4022 0322, or via e-mail: [info@sesgovernance.com](mailto:info@sesgovernance.com)

SEBI Reg. No. INH000000016

Stakeholders' Education | Proxy Advisory | Corporate Governance Research | Corporate Governance Score